

Day 3

Lesson 1:

Playground Fun worksheet. Follow the directions on the worksheet.

Lesson 2:

Have your child help make a healthy snack. Please write down your snack on the back of the Playground Fun worksheet.

Lesson 3:

Cut out the letter cards that are attached. Place the cards face up on the floor in random order. Please place out the amount of cards your child is ready for— maybe just the letters in your child's name, maybe 10 letters, 15 letters, a mix of uppercase and lowercase or the entire alphabet. Call out a letter and have your child go find the appropriate letter. If your child is reading— you can use their sight word cards instead of letters for this activity.

Lesson 4:

Fish, Fish, Fish worksheet. Follow the directions on the worksheet.

Lesson 5:


Complete the attached activity.







Name: _____

Playground Fun

Directions

1. Write your name on the line above.
2. Look at the pictures at the bottom of the page. Choose three of your favorite things to do on the playground.
3. Color them, then cut them out.
4. Glue them onto the playground.



 <p>Jump rope.</p>	 <p>Play ball.</p>	 <p>Run.</p>	 <p>Swing.</p>	 <p>Climb.</p>	 <p>Slide.</p>
---	---	---	--	---	---

A	G	M	S	Y
B	H	N	T	Z
C	I	O	U	
D	J	P	V	
E	K	Q	W	
F	L	R	X	

a

x

m

s

b

h

n

t

z

c

i

o

u

d

l

f

v

e

k

r

w

q

j


p

y

g

Fish, Fish, Fish

Color **three** fish orange. Color **five** fish yellow. Color **two** fish red.



A **set** is a group of items that are alike.

How many **sets** of fish are there?



