

Day 1

Lesson 1:

Find your favorite book. Sit with an adult to read your book. Adults: you are encouraging skills of turning one page at a time, looking at a book right side up, looking at pictures one page at a time, reading words, commenting on pictures.

Write the name of the book you read together on the back of the Fruits and Vegetables worksheet.

Lesson 2:

Use the blank page included to draw your favorite thing from the book you read in Lesson 1. Adults: When your child is done drawing say to your child "Tell me about your picture" and write down their exact response on the page.

Lesson 3:


Fruits and Vegetables worksheet. Follow the directions on the worksheet.

Lesson 4:

What I Look Like worksheet. Follow the directions on the worksheet.

Lesson 5:

Complete the attached activity.



Name: _____

Fruits and Vegetables

Directions

1. **Write** your name on the line above.
2. **Put** an **X** next to the fruits and vegetables you have tried.
3. **Underline** your two favorites.
4. **Circle** any fruit or vegetable you would like to try.


Fruits



Apple



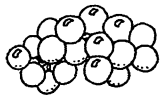
Pear



Orange




Banana



Blueberries



Strawberries



Grapes



Peach



Pineapple

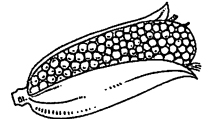


Cherries

Vegetables



Broccoli



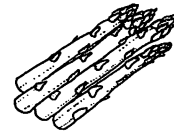
Corn




Carrots



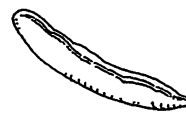
Peas




Asparagus



Beets



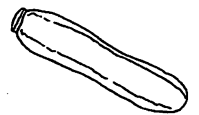
Green beans



Cauliflower



Sweet potato




Zucchini

Name: _____

What I Look Like

Directions

1. **Write** your name on the line above.
2. **Draw** your eyes and hair.
3. **Circle** the words that tell about your eyes and hair.
4. **Draw** a mouth that shows how you feel right now.



My eyes are:

blue
green
brown
black
hazel

My hair is:

blond curly long
red wavy short
brown straight medium-long
black

Extra!
Add more details
to your picture!

Ask your child to name each letter as you point to it. Go across each row from left to right. Please mark each letter your child gets correct on their without assistance.

A	G	M	S	Y
B	H	N	T	Z
C	I	O	U	
D	J	P	V	
E	K	Q	W	
F	L	R	X	